
Table of Contents

.....	
.....	
.....	
.....	
.....	
.....	
.....	

.....	
.....	
.....	

.....	
.....	
.....	
.....	

.....

LIBERTY MEDIA CORPORATION AND SUBSIDIARIES
Condensed Consolidated Statements of Comprehensive Earnings (Loss)
(unaudited)

	Three months ended	
	March 31,	
	2022	2021
	amounts in millions	
	<hr/>	<hr/>
	<hr/>	<hr/>
	<hr/>	<hr/>
	<hr/>	<hr/>
	<hr/>	<hr/>
	<hr/>	<hr/>
	<hr/>	<hr/>
	<hr/>	<hr/>
	<hr/>	<hr/>
	<hr/>	<hr/>
	<hr/>	<hr/>
	<hr/>	<hr/>
	<hr/>	<hr/>
	<hr/>	<hr/>
	<hr/>	<hr/>
	<hr/>	<hr/>
	<hr/>	<hr/>

LIBERTY MEDIA CORPORATION AND SUBSIDIARIES
Condensed Consolidated Statement of Operations

(\$ in millions)

	2019	2018
Operating income		
Operating expenses		
Depreciation and amortization		
Goodwill impairment		
Restructuring costs		
Other operating expenses		
Operating income		
Other income (expense)		
Income before taxes		
Income tax expense		
Net income		

LIBERTY MEDIA CORPORATION AND SUBSIDIARIES

Notes to Condensed Consolidated Financial Statements

(unaudited)

(1) **Basis of Presentation**

LI

LIBERTY MEDIA CORPORATION AND SUBSIDIARIES

Notes to Condensed Consolidated F

LIBERTY MEDIA CORPORATION AND SUBSIDIARIES
Notes to Condensed Consolidated Financial Statements (Continued)
(unaudited)

LIBERTY MEDIA CORPORA

LIBERTY MEDIA CORPORATION AND SUBSIDIARIES
Notes to Condensed Consolidated Financial Statements (Continued)
(unaudited)

	<hr/>	
	<hr/>	
	<hr/>	
	<hr/>	
	<hr/>	
	<hr/>	


	<hr/>	
	<hr/>	

LIBERTY MEDIA CORPORATION AND SUBSIDIARIES
Notes to Condensed Consolidated Financial Statements (Continued)
(unaudited)

	Three months ended March 31,	
	2022	2021
	amounts in millions	

(5) Assets and Liabilities Measured at Fair Value

LIBERTY MEDIA CORPORATION AND SUBSIDIARIES
Notes to Condensed Consolidated Financial Statements (Continued)
(unaudited)



LIBERTY MEDIA CORPORATION AND SUBSIDIARIES
Notes to Condensed Consolidated Financial Statements (Continued)
(unaudited)

GUU XV ; 0 RO GD V HU X D

LIBERTY MEDIA CORPORATION AND SUBSIDIARIES
 Notes to Condensed Consolidated Financial Statements (Continued)
 (unaudited)

(7) **Intangible Assets**

I qf y kn

	Sirius XM Holdings	Formula 1	Other	Total
	amounts in millions			

kw pi kng'CuagvUdlgev'Aq'Co qt w/cvkap

	March 31, 2022			December 31, 2021		
	Gross carrying amount	Accumulated amortization	Net carrying amount	Gross carrying amount	Accumulated amortization	Net carrying amount
	amounts in millions					

LIBERTY MEDIA CORPORATION AND SUBSIDIARIES
Notes to Condensed Consolidated Financial Statements (Continued)
(unaudited)

%

A O X U I S N A S P T H E D S A R D A S D P T H E A S H E R E D H O H O D E R

~~V O L U M E S~~

LIBERTY MEDIA CORPORATION AND SUBSIDIARIES
Notes to Condensed Consolidated Financial Statements (Continued)
(unaudited)

%

LIBERTY MEDIA CORPORATION AND SUBSIDIARIES

Notes to Condensed Consoli

LIBERTY MEDIA CORPORATION AND SUBSIDIARIES


Notes to Condensed Consolidated Financial Statements (Continued)

(unaudited)

Carrying value		As of March 31, 2022		Maturity Date
March 31, 2022	December 31, 2021	Borrowing Capacity	Weighted avg interest rate	
amounts in millions				
[Redacted]				
[Redacted]				
[Redacted]				
[Redacted]				
[Redacted]				
[Redacted]				
[Redacted]				
[Redacted]				
[Redacted]				
[Redacted]				
[Redacted]				
[Redacted]				


LIBERTY MEDIA CORPORATION AND SUBSIDIARIES
Notes to Condensed Consolidated Financial Statements (Continued)
(unaudited)

March 31, 2022



(9) Liberty Media Acquisition Corporation

LIBERTY MEDIA CORPORATION AND SUBSIDIARIES
Notes to Condensed Consolidated Financial Statements (Continued)
(unaudited)



The table content is redacted with two light blue horizontal bars. The table structure is partially visible, showing a header row and a data row. The data row is followed by a double underline, indicating the end of the table.

LIBERTY MEDIA CORPORATION AND SUBSIDIARIES

Notes to Condensed Consolidated Fin



LIBERTY MEDIA CORPORATION AND SUBSIDIARIES
Notes to Condensed Consolidated Financial Statements (Continued)
(unaudited)

OF FLH

(11) Information About Liberty's Operating Segments

LIBERTY MEDIA CORPORATION AND SUBSIDIARIES

Notes to Condensed Consolidated F

LIBERTY MEDIA CORPORATION AND SUBSIDIARIES
Notes to Condensed Consolidated Financial Statements (Continued)
(unaudited)

	Three months ended	
	March 31,	
	2022	2021
	amounts in millions	

LIBERTY MEDIA CORPORATION AND SUBSIDIARIES
Notes to Condensed Consolidated Financial Statements (Continued)
(unaudited)

A table consisting of 10 rows of light blue horizontal bars, which appear to be redacted content. The bars are of varying lengths, with the first nine rows being nearly full-width and the tenth row being significantly shorter.

Item 2. Management's Discussion and Analysis of Financial Condition and Results of Operations

Results of Operations—Consolidated

Consolidated Operating Results

Three months ended
March 31,

2022 2021


amounts in millions

) RUP X(DEF) C y i • W

A K H R B W K X V R B D N Y A D D R X S

Material Changes in Financial Condition

	<hr/>
	<hr/>
	<hr/>
	<hr/>
	<hr/>
	<hr/>



ThreH

[Redacted content]

Item 4. Controls and Procedures

PART II—OTHER INFORM

SIGNATURES

Rt gulf gpv'c pf 'Ej kghGz.gewkxg'Qhkegt

Ej kghCeeqwpwpi 'Qhkegt'c pf 'Rt kpek cnHkpcpekcn'Qhgpw

Certification

**Pursuant to Section 906 of the Sarbanes-Oxley Act of 2002
(SucAct of**

Unaudited Attributed Financial Information for Tracking Stock Groups

The following tables present our assets and liabilities as of March 31, 2022 and revenue and expenses for the three months ended March 31, 2022 and 2021 and cash flows for the three months ended March 31, 2022 and 2021. The tables further present our assets, liabilities, revenue, expenses and cash flows that are intended to be attributed to the Liberty SiriusXM Group, Liberty Braves Group (“Braves Group”) and the Liberty Formula One Group (“Formula One Group”), respectively. The financial information should be read in conjunction with our condensed consolidated financial statements for the three months ended March 31, 2022 included in this Quarterly Report on Form 10-Q.

Notwithstanding the following attribution of assets, liabilities, revenue, expenses and cash flows to the Liberty SiriusXM Group, Braves Group and the Formula One Group, our tracking stock capital structure does not affect the ownership or the respective legal title to our assets or responsibility for our liabilities. We and our subsidiaries are each responsible for our respective liabilities. Holders of Liberty SiriusXM common stock, Liberty Braves common stock and Liberty Formula One common stock are holders of our common stock and are subject to risks associated with an investment in our company and all of our businesses, assets and liabilities. The issuance of Liberty SiriusXM common stock, Liberty Braves and Liberty Formula One common stock does not affect the rights of our creditors.

SUMMARY ATTRIBUTED FINANCIAL DATA

Liberty SiriusXM Group

Summary Balance Sheet Data:

	<u>March 31,</u> <u>2022</u>	<u>December 31,</u> <u>2021</u>
	<u>amounts in millions</u>	
Cash and cash equivalents	\$ 710	598
Investments in affiliates, accounted for using the equity method	\$ 806	805
Intangible assets not subject to amortization	\$ 24,982	24,953
Intangible assets subject to amortization, net	\$ 1,236	1,269
Total assets	\$ 31,636	31,674
Deferred revenue	\$ 1,451	1,454
Long-term debt, including current portion	\$ 14,681	14,262
Deferred tax liabilities	\$ 2,221	2,206
Attributed net assets	\$ 8,092	8,036
Noncontrolling interest	\$ 3,265	3,565

Summary Statement of Operations Data:

	<u>Three months ended</u> <u>March 31,</u>	
	<u>2022</u>	<u>2021</u>
	<u>amounts in millions</u>	
Revenue	\$ 2,186	2,058
Cost of Sirius XM Holdings services (1)	\$ (989)	(939)
Other operating expenses (1)	\$ (67)	(64)
Selling, general and administrative expense (1)	\$ (404)	(346)
Operating income (loss)	\$ 484	229
Interest		

Braves Group

Summary Balance Sheet Data:

	March 31, 2022	December 31, 2021
	amounts in millions	
Cash and cash equivalents	\$ 311	142
Property and equipment, net	\$ 758	777
Investments in affiliates, accounted for using the equity method	\$ 114	110
Intangible assets not subject to amortization	\$ 300	323
Intangible assets subject to amortization, net	\$ 24	21
Total assets	\$ 1,663	1,636
Deferred revenue	\$ 166	83
Long-term debt, including current portion	\$ 675	697
Deferred tax liabilities	\$ 54	65
Attributed net assets	\$ 290	296


Summary Statement of Operations Data:

	Three months ended	
	March 31,	
	2022	2021
	amounts in millions	
Revenue	\$ 23	16
Selling, general and administrative expense (1)	\$ (22)	(21)
Operating income (loss)	\$ (40)	(40)
Share of earnings (losses) of affiliates, net	\$ 4	3
Unrealized gains (losses) on intergroup interest	\$ 1	(28)
Income tax (expense) benefit	\$ 3	11
Earnings (loss) attributable to Liberty stockholders	\$ (13)	(59)

(1) Includes stock-based compensation expense of \$3 million and \$3 million for the three months ended March 31, 2022 and 2021, respectively.

STATEMENT OF OPERATIONS INFORMATION
Three months ended March 31, 2022
(unaudited)

	Attributed (note 1)			Consolidated Liberty
	Liberty SiriusXM Group	Braves Group	Formula One Group	
	amounts in millions			
Revenue:				
Sirius XM Holdings revenue	\$ 2,186	—	—	2,186
Formula 1 revenue	—	—	360	360
Other revenue	—	23	—	23
Total revenue	2,186	23	360	2,569
Operating costs and expenses, including stock-based compensation (note 2):				
Cost of Sirius XM Holdings services (exclusive of depreciation shown separately below):				
Revenue share and royalties	670	—	—	670
Programming and content	140	—	—	140
Customer service and billing	125	—	—	125
Other	54	—	—	54
Cost of Formula 1 revenue	—	—	195	195
Subscriber acquisition costs	90	—	—	90
Other operating expenses	67	23	—	90
Selling, general and administrative	404	22	56	482
Depreciation and amortization	152	18	90	260
	1,702	63	341	2,106
Operating income (loss)	484	(40)	19	463
Other income (expense):				
Interest expense	(122)	(6)	(29)	(157)
Share of earnings (losses) of affiliates, net	(18)	4	—	(14)
Realized and unrealized gains (losses) on financial instruments, net	61	5	(7)	59
Unrealized gains (losses) on intergroup interests (note 1)	20	1	(21)	—
Other, net	20	20	5	45
	(39)	24	(52)	(67)
Earnings (loss) before income taxes	445	(16)	(33)	396
Income tax (expense) benefit	(101)	3	(2)	(100)
Net earnings (loss)	344	(13)	(35)	296
Less net earnings (loss) attributable to the noncontrolling interests	56	—	9	65
Less net earnings (loss) attributable to redeemable noncontrolling interest	—	—	(9)	(9)
Net earnings (loss) attributable to Liberty stockholders	\$ 288	(13)	(35)	240



Notes to Attributed Financial Information (Continued)
(unaudited)

- (1) A tracking stock is a type of common stock that the issuing company intends to reflect or "track" the economic performance of a particular business or "group," rather than the economic performance of the company as a whole

Notes to Attributed Financial Information (Continued)
(unaudited)

the Liberty SiriusXM Group is reflected in the Investment in intergroup interests line item, and the Formula One Group liability for the intergroup interest is reflected in the Redeemable intergroup interests line item in the unaudited attributed condensed consolidated balance sheets. Both accounts are presented as noncurrent, as there are currently no plans to